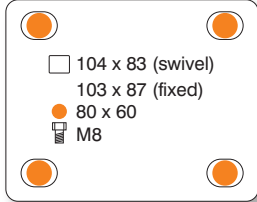


V22 | PN | PLATE FIXING

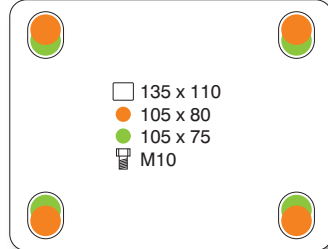
RED POLYURETHANE TYRED WHEEL WITH NYLON CENTRE



100, 125



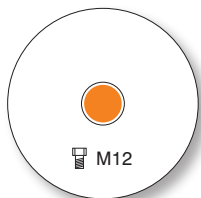
150, 200



wheel diameter	tread width	fitted height	swivel offset	load capacity	bearing type	swivel	fixed	swivel + total-stop brake
100	36	132	39	250	roller	V 422 PNB	V 429 PNB	V 422 PNB SWB
125	36	155	39	250	roller	V 522 PNB	V 529 PNB	V 522 PNB SWB
150	50	190	53	500	roller	V 622 PNB	V 629 PNB	V 622 PNB SWB
200	50	235	53	500	roller	V 822 PNB	V 829 PNB	V 822 PNB SWB

V22 | PN | SINGLE HOLE FIXING

RED POLYURETHANE TYRED WHEEL WITH NYLON CENTRE



wheel diameter	tread width	fitted height	swivel offset	load capacity	bearing type	swivel	fixed	swivel + total-stop brake
100	32	132	39	250	roller	V 422 PNB B12		V 422 PNB B12 SWB
125	38	155	39	250	roller	V 522 PNB B12		V 522 PNB B12 SWB

i All dimensions are in mm and all loadings are in kg unless otherwise stated